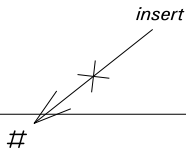
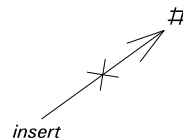
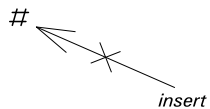




Netherlands Hydrographic Office

BaZ	209/16	1/2	NL Charts	1456
Previous BaZ	146/16		Weekly	21



004-55.00 E

53-25.00 N

